



Mixed Movements

Overview of key figures and trends

170 K

People entered Panama through the Darien province from January to May 2024 (2% higher compared to the same period in 2023).



65% VENEZUELAN
7% ECUADORIAN
6% COLOMBIAN
6% CHINESE

Main nationalities in the Darien province from January to May 2024.

248 K

People entered irregularly in Honduras in the first half of 2024 (83% higher compared to the same period in 2023)

+47 K

Individuals have applied for asylum in Mexico in the first half of 2024.



712 K

Events involving individuals in irregular migration status in Mexico from January to June 2024.



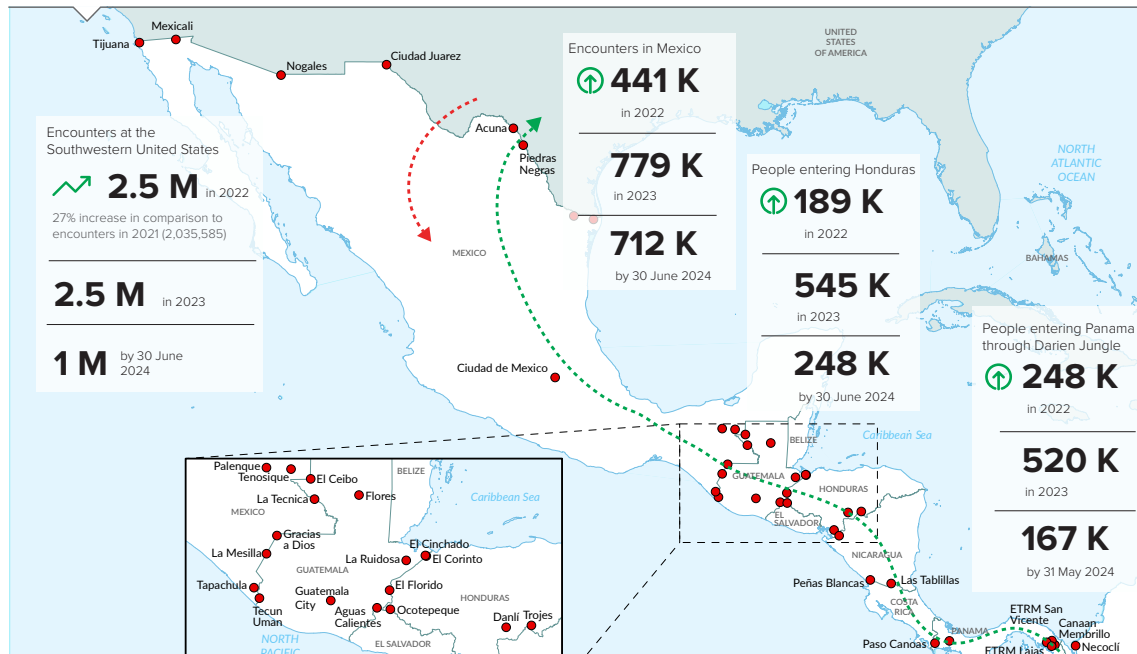
1 M

Encounters recorded at the Southwest border of the United States from January to May 2024.



CENTRAL AMERICA AND MEXICO Mixed movements - Hotspots

Information as of June 2024



Note: This map is for illustration purposes only. The boundaries and names shown, and the designations used on this map do not imply official endorsement or acceptance by the UN.

Sources: SNM Panama, INM Honduras, CBP United States, UNHCR, 2024.

Refugees and migrants involved in mixed movements across the region continue to face perilous conditions and numerous protection risks during their journeys. These dangers include theft, harassment, extortion, physical assault, and gender-based violence. In the first half of 2024, 573 people on the move were reported dead or missing across North America, Central America, the Caribbean, and South America. Tragically, 253 of these fatalities were primarily due to drowning along maritime routes in the Caribbean, highlighting the persistent and severe dangers these individuals face. Additionally, 40 deaths were attributed to violence.

From January to May 2024, the number of individuals arriving in the Darien Gap saw only a 2% increase compared to the same period in 2023. Migration authorities recorded 170,014 arrivals during the first five months of 2024, with the majority—65%—originating from the Bolivarian Republic of Venezuela (hereafter Venezuela). Other significant groups included nationals from Ecuador (7%), Colombia (6%), and China (6%). Notably, the number of Haitians crossing the Darien continued to decline, with a 13% decrease compared to the same period last year, as they sought alternative routes. The demographic composition of extracontinental arrivals continues to evolve, with Chinese and Indian nationals remaining the most prominent, consistent with trends from the same period in 2023.



Mixed Movements Overview of key figures and trends

In Costa Rica, more than 200,000 individuals traveled by bus from the Temporary Migratory Reception Stations in Panama during the first half of 2024, according to the Ministry of Governance and Police. These individuals typically arrived at the Temporary Migrant Attention Center (CATEM) on the border between Panama and Costa Rica before continuing by bus to the Nicaraguan border. During this period, Costa Rica received 11,613 new asylum applications, primarily from nationals of Nicaragua (77%), followed by Cuba (9%) and Venezuela (7%).

Honduras experienced a significant increase in irregular migration, with 248,035 people entering the country during the first half of 2024—an 83% increase compared to the same period in 2023. The predominant nationalities were Venezuelans (47%), Cubans (17%), Ecuadorians (6%), and Haitians (6%). Notably, there has been a shift in the composition of refugees and migrants, with Cubans now the second most common nationality, surpassing both Ecuadorians and Haitians.

In Mexico, there were 712,226 events involving individuals in irregular migration status between January and June 2024, marking a 194% increase from the same period in 2023. The predominant nationalities were Venezuelans (28%), Ecuadorians (10%), and Hondurans (9%). However, the first semester of 2024 saw 43,699 new asylum claims—a 43% decrease compared to the same period last year—likely influenced by changes in documentation/processing procedures and a reduction in Haitian applicants. The primary nationalities of asylum seekers were Hondurans (40%), Cubans (20%), and both Haitians and Salvadorans (8%).

According to multiple data collection initiatives in the region, the primary goal for most individuals from Panama onwards remains reaching the United States. Mexico is also becoming an increasingly intended destination, with a smaller percentage aiming for Canada. In the first half of 2024, more than a million encounters were reported at the U.S. Southwest land border, representing a 3% decrease compared to the same period in 2023. The primary nationalities included Mexicans (34%), Guatemalans (9%), Venezuelans (8%), and Cubans (7%). Compared to the same period in 2023, there has been a notable shift in the nationalities involved in these encounters, with Mexicans and Guatemalans remaining at the top of the list, now followed by Venezuelans and Cubans instead of Colombians and Hondurans.

Providing accurate information to those engaged in mixed movements remains a critical priority. This includes educating them on the risks of irregular movements, the availability of essential services such as safe shelter spaces along migration routes, access to national asylum processes, and eligibility for resettlement and other legal pathways. Without this crucial information, individuals remain vulnerable to deception, are more likely to accept offers from smugglers, and are at greater risk of extortion, fraud, robbery, and abuse.

Ludina is from Bajo Chiquito, a hard-to-reach indigenous community, one of the first informal reception points where people arrive after their journey through the Darien jungle. She took part in a leadership training programme developed by UNHCR for women to become a community delegates. In this role, Ludina daily assesses the needs of the community and transmits them to UNHCR and other relevant authorities. Additionally, she provides information to refugees and migrants arriving every day to her community and refers them to the appropriate services. "With people arriving, it is not easy. Sometimes the community is full of people, and we can't provide services for all of them. We usually provide them with a place to sleep. I want to support in any way I can".

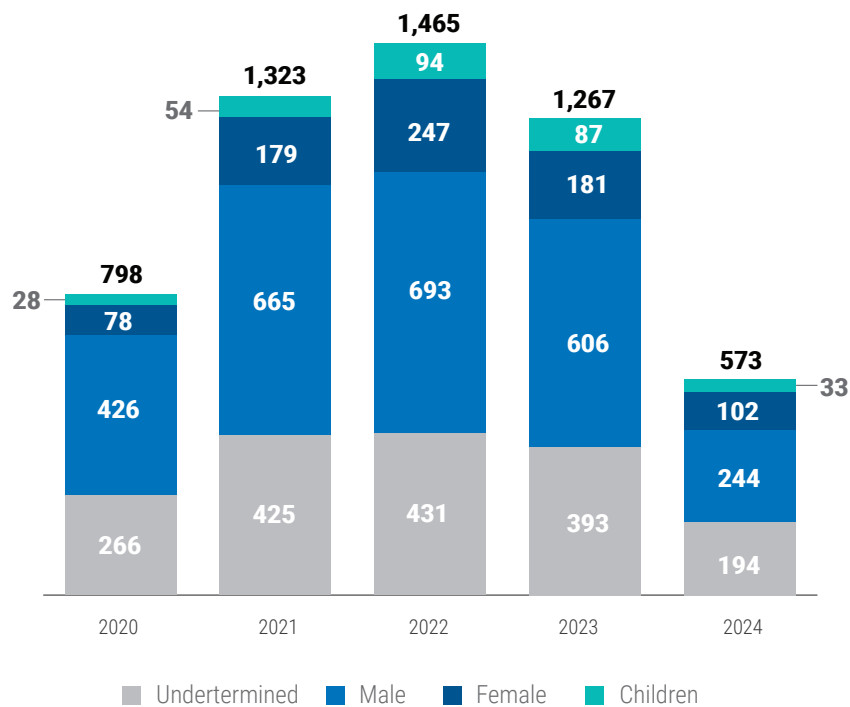




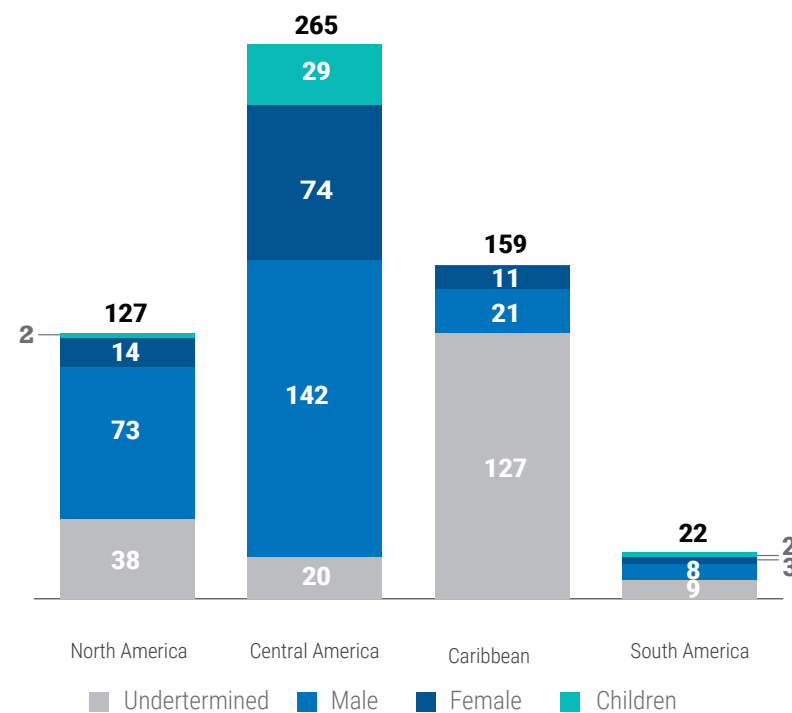
Missing migrants in the Americas

- Since IOM began monitoring deaths and disappearances of migrants and people on the move, between 2014 until 30 June 2024, 9,679 cases have been recorded in the region. Actual figures may be a lot higher as not all deaths are recorded ([MMP, 2024](#)).

Total of missing people on the move recorded in the Americas by sex and age group (2020-June 2024)



Total of missing people on the move recorded in the Americas by subregion, sex and age group, (Jan-June 2024)



Source: Missing Migrants Project, 2024

Source: Missing Migrants Project, 2024

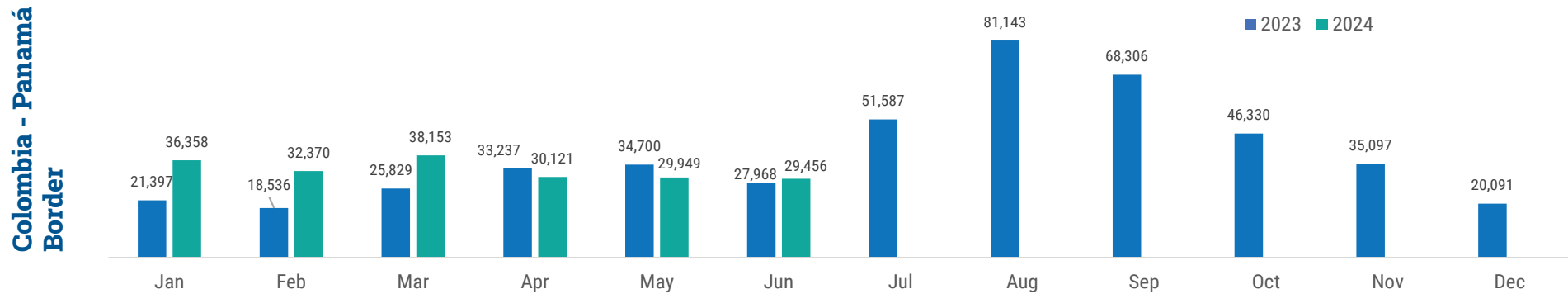
Note: All data used is from the Missing Migrants Project database, accessed on 4/30/2024. All MMP data are updated on an ongoing basis, including in some cases retroactively for previous years as new data are reported



Mixed Movements Colombia

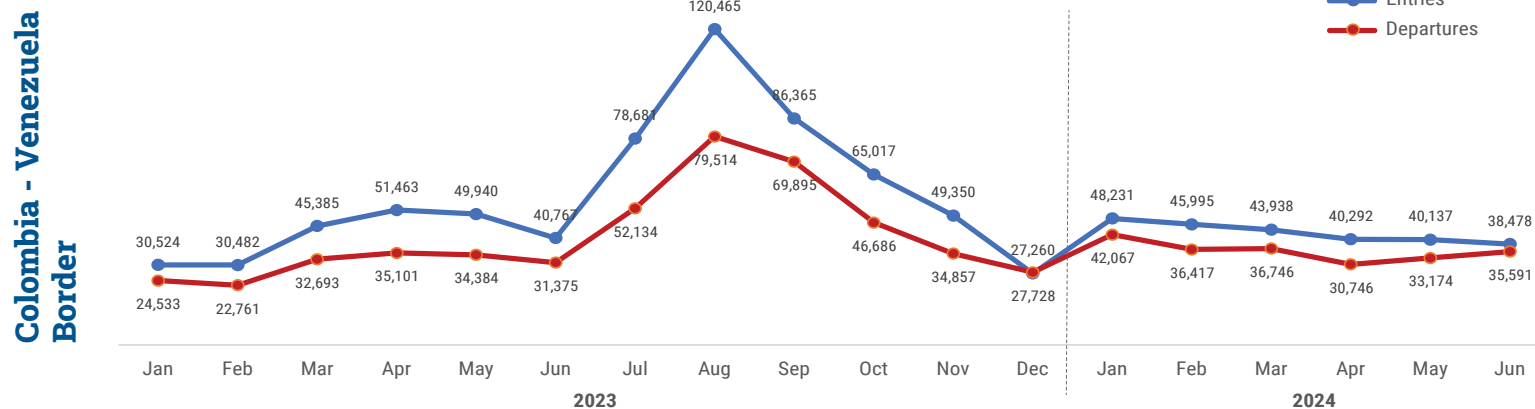
Irregular Flows - Departures

Darién region- Source: Migración Colombia



Total Flows - Regular and Irregular

Total flows (regular and irregular) - Source: Migración Colombia



1,365 people entries daily

16,84% increase in total flow in the first quarter compared to the previous year.

Irregular 65% **Regular 35%**



Mixed Movements Panama – Darien

➔ **170,014**

People have entered irregularly through the Darien province from January to May 2024.



65% VENEZUELAN
7% ECUADORIAN
6% COLOMBIAN
6% CHINESE
6% HAITIAN

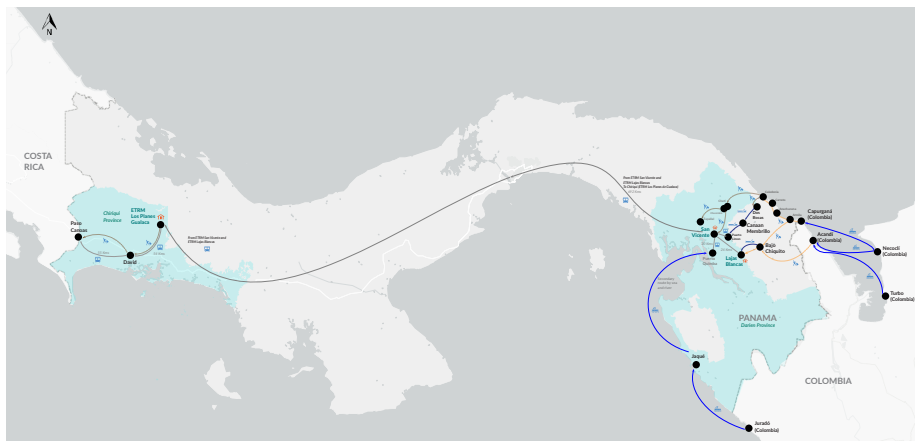
Main nationalities in 2024 (Jan - May) in the Darien.

📈 **37,166**

Irregular entries in the Darien Province in February, representing the highest number in 2024.

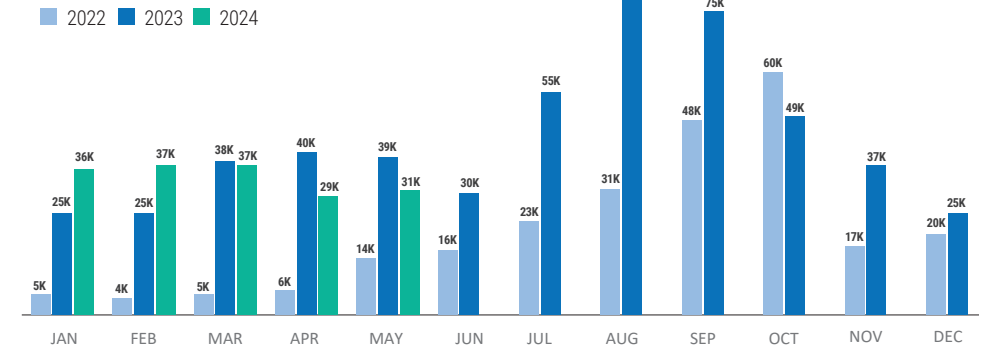
✖ **2%**

more irregular entries in the Darien from January to May 2024, compared to the same period in 2023.

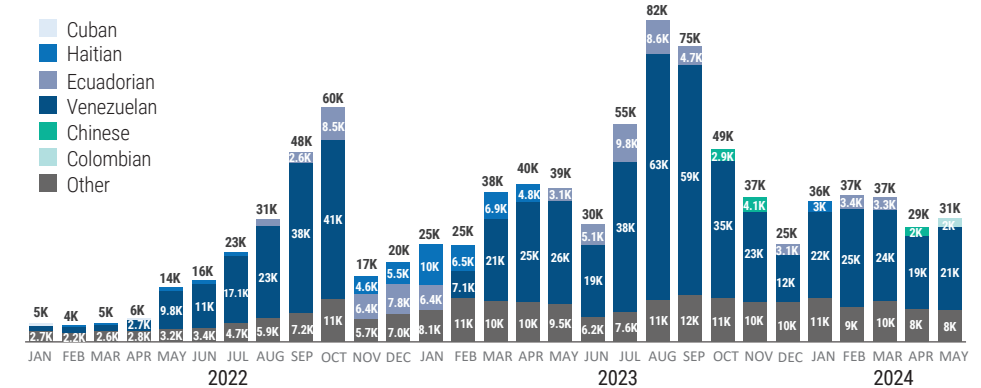


Source: UNHCR, 2024.

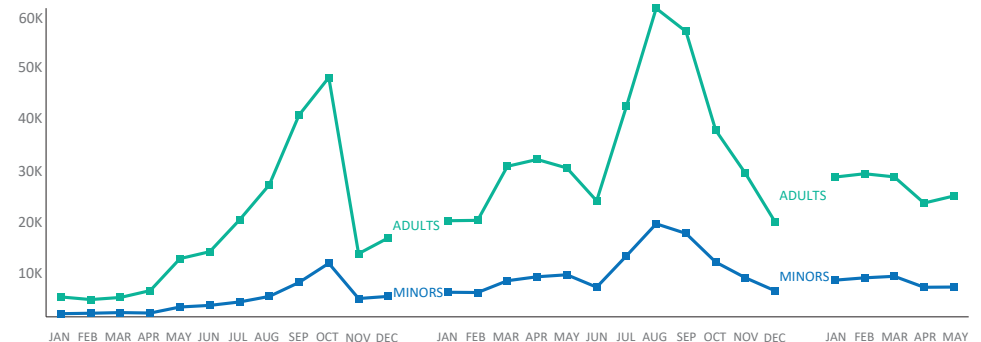
Irregular entries Darien | 2022 - 2024



Irregular entries by nationalities | 2022 - 2024



Irregular entries by age groups | 2022 - 2024



Source: Migraciones Panama.



Mixed Movements Panama



372

Individuals were interviewed by UNHCR between April and June 2024.

entering Panama from Colombia in the Darien province (Migration Reception Centers Lajas Blancas, San Vicente and Paso Canoas).



59%

Men



41%

Women



32

Average age



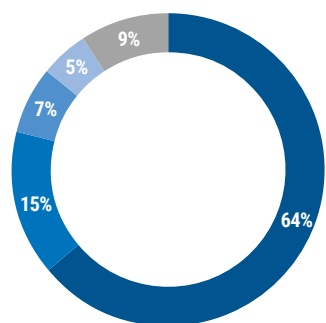
17

Different nationalities interviewed



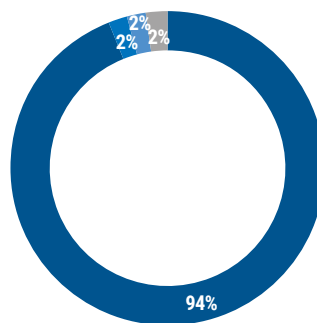
57%

Reported to have experienced protection incidents during their journey through the jungle.



Countries of origin

- Venezuela
- Colombia
- Ecuador
- Haiti
- Other



Countries of intended destination

- United States
- Mexico
- Canada
- Other

Food security



73%

of people faced lack of food and adopted severe coping strategies.

32% have regularly skipped meals and 41% spent whole days without eating.



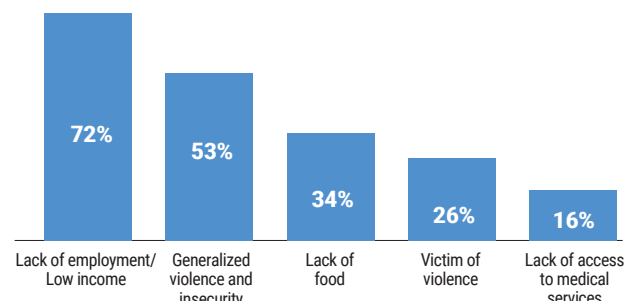
50%

Have an insufficient food consumption.

43% consumed one meal only and 7% none the day before the interview.

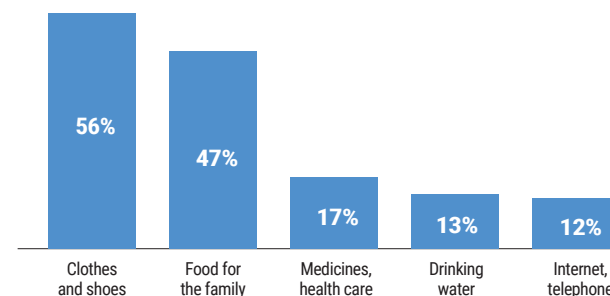
Main reasons to leave country of origin

(More than one option could be selected)



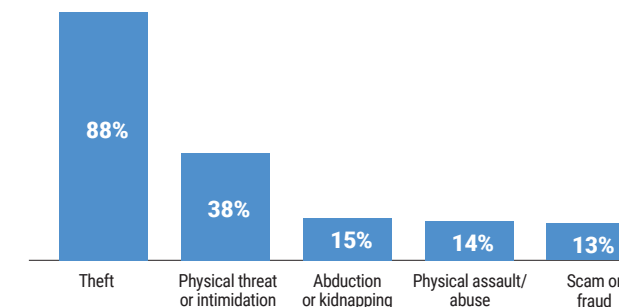
Main needs now and to continue the journey

(More than one option could be selected)



Main protection incidents in the Darien

(More than one option could be selected)



Source: *Mixed movement monitoring UNHCR-WFP, Panama, 2024.*



Mixed Movements Panama



687

Individuals were interviewed at temporary migratory reception stations Darien and Chiriqui by IOM, between April and June 2024



48%
Men



52%
Women



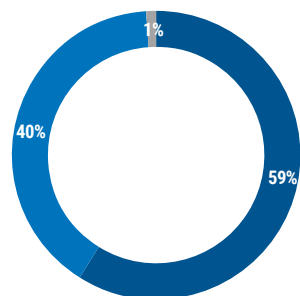
78% VENEZUELAN
12% COLOMBIAN
7% ECUADORIAN
2% PERUVIAN

Main nationalities interviewed



33

Average age



Intention to return to country of origin

- Yes
- No
- Prefer not to answer



82%

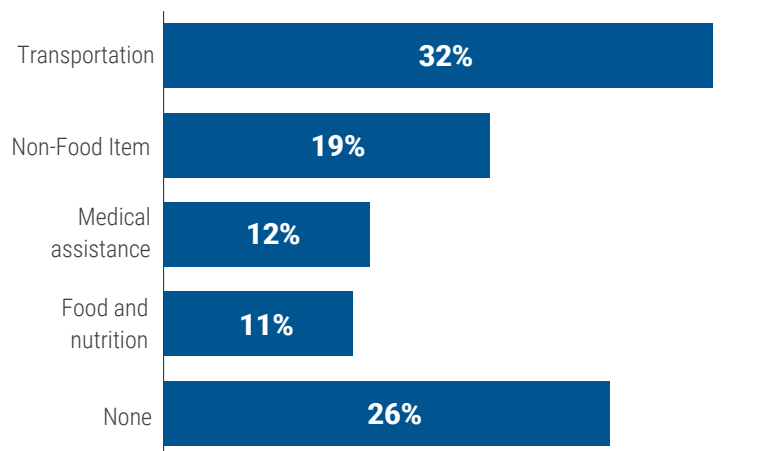
of interviewed individuals have completed secondary education.



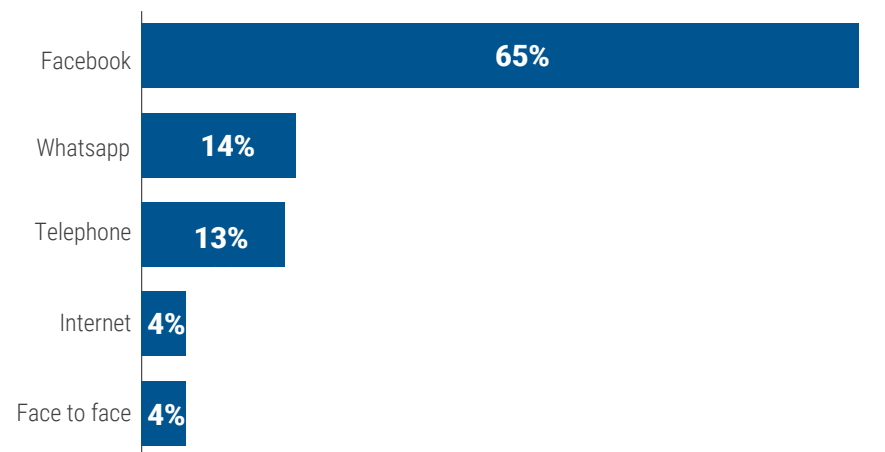
98%

of individuals mentioned the United States of America as their primary destination.

Main needs



Information channels used by refugees and migrants



Source: Interactive data dashboard on migrants in transit through the Americas



Mixed Movements Costa Rica



2,410

Individuals interviewed by IOM between April and June 2024.



80% VENEZUELAN
12% COLOMBIAN
5% ECUADORIAN
2% HAITIAN

Main nationalities interviewed.



40%

Women

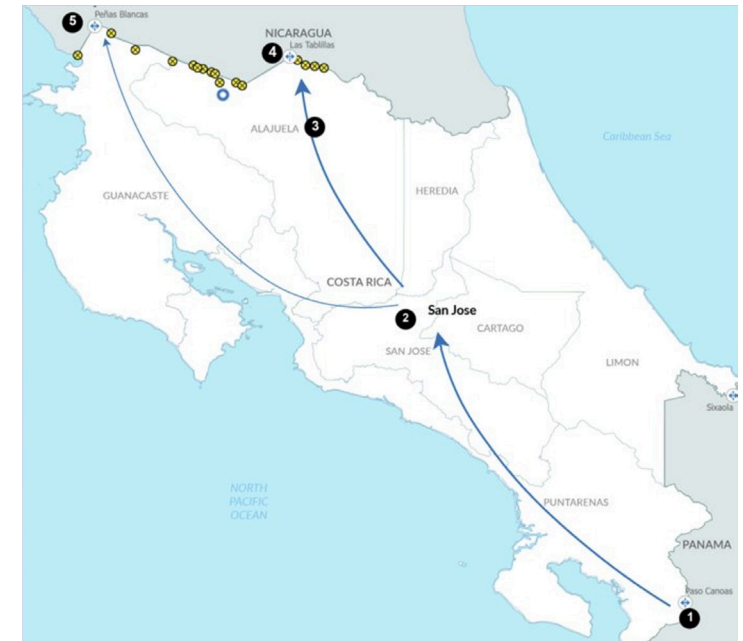
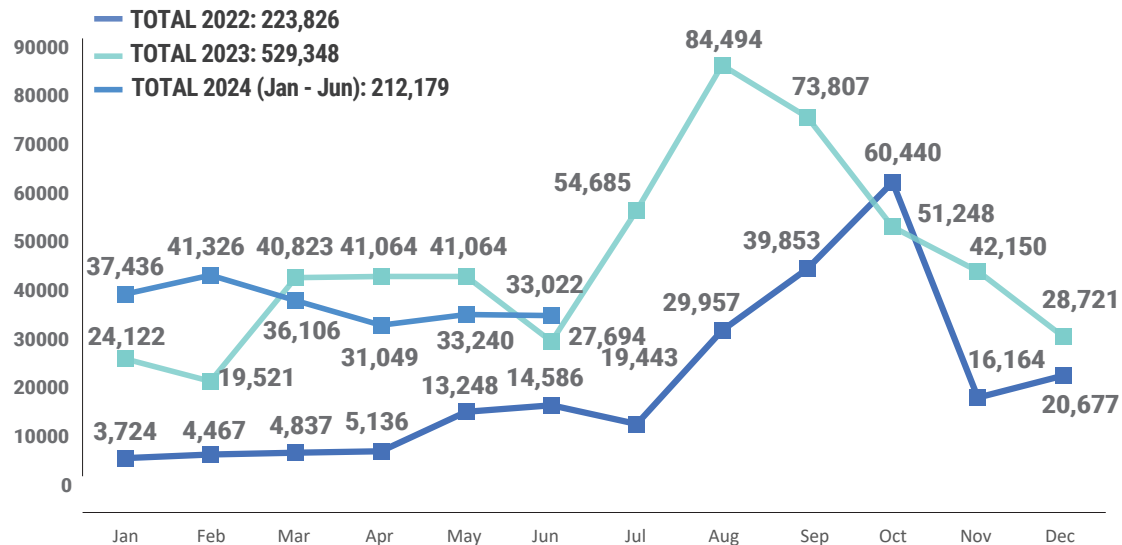


60%

Men

Source: Interactive data dashboard on migrants moving through the Americas in Costa Rica

Recorded departures of refugees and migrants from Panama to Costa Rica



Note: This map is for illustration purposes only. The boundaries and names shown, and the designations used on this map do not imply official endorsement or acceptance by the UN.

Around 33,022 people entered Costa Rica in June 2024 as part of the migratory flow across the Americas. The majority would have entered through Paso Canoas, on the border with Panama (99 %) with a daily average of 1,101. This represents a 30 per cent increase in flows compare to December 2023, and a 19 per cent increase compared to June 2023.

Source: Migration Reception Station at Los Planes of Guacala, Chiriquí, Panamá, 2022-2024.



Mixed Movements Costa Rica

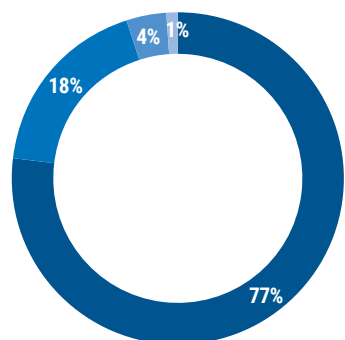
616
Individuals were interviewed by UNHCR between April and June 2024.
Interviews took place in Ciudad Neily, Paso Canoas and Los Chiles.

50%
Men
50%
Women

32
Average age

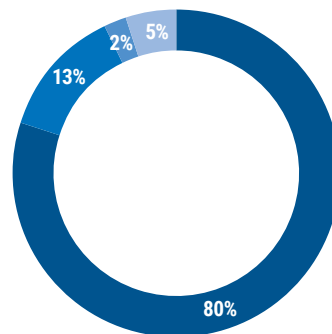
72%
Reported leaving their country of origin due to generalized violence and/or because they were victims of violence.

86%
Reported to have experienced protection incidents in the route.



Countries of origin

- Venezuela
- Colombia
- Ecuador
- Other



Countries of destination

- United States
- Costa Rica
- Canada
- Mexico

Food security
50%



of people had food security issues in the last month.
20% spent whole days without eating and 30% have regularly skipped meals.

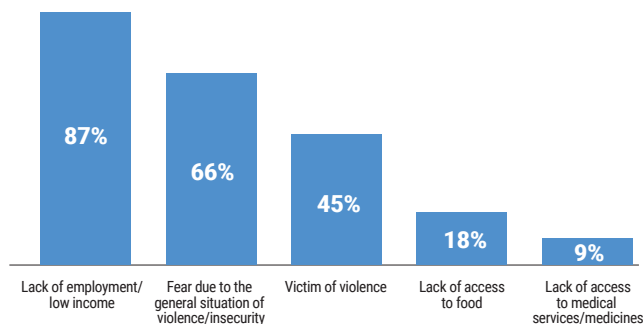
21%



Have an insufficient food consumption.
11% consumed one meal only and 10% none the day before the interview.

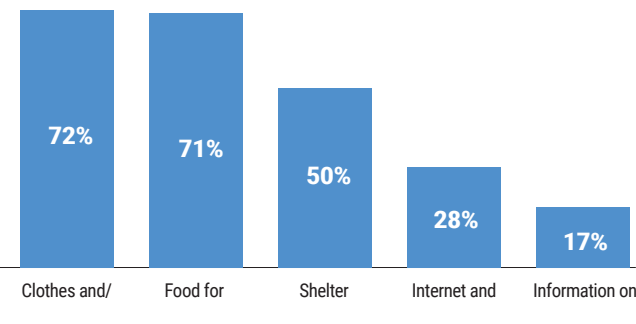
Main reasons to leave the country of origin

(More than one option could be selected)



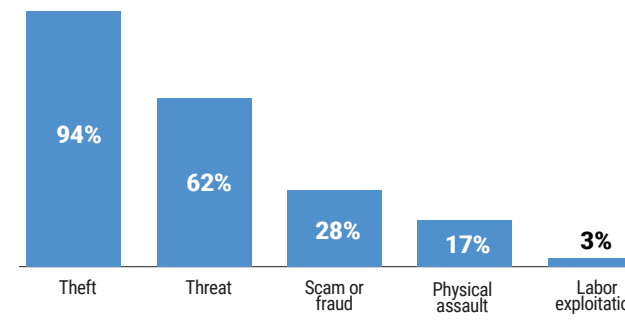
Main needs now and to continue the journey

(More than one option could be selected)



Main protection incidents during the route

(More than one option could be selected)





Mixed Movements Honduras



536

Individuals were interviewed by UNHCR between April and June 2024.



46%

Men



54%

Women



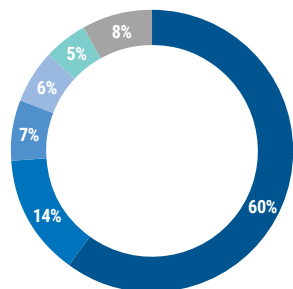
32

Average age



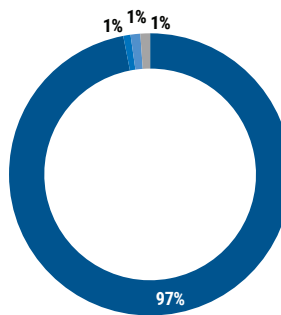
38%

Reported to have experienced protection incidents during their journey.



Countries of origin

- Venezuela
- Cuba
- Ecuador
- Haiti
- Colombia
- Other



Countries of intended destination

- United States
- Canada
- Mexico
- Other



28%

of people have food security issues in the last month.

17% have regularly skipped meals and 11% spent whole days without eating.



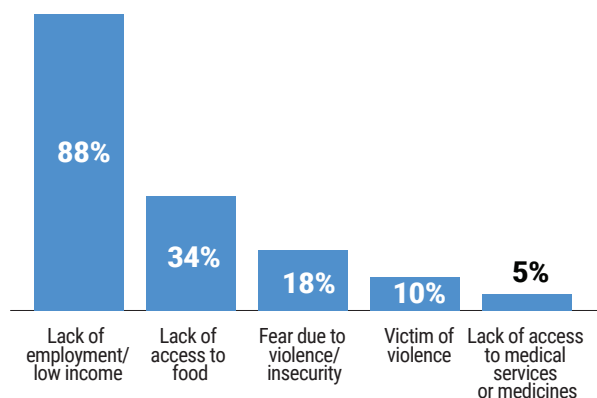
30%

Have an insufficient food consumption.

26% consumed one meal only and 4% none the day before the interview.

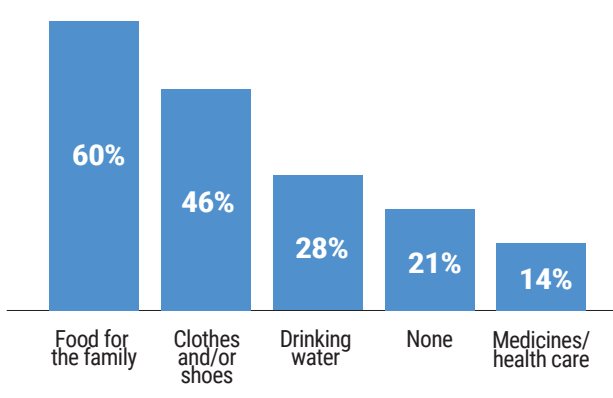
Main reasons to leave the country of origin

(More than one option could be selected)



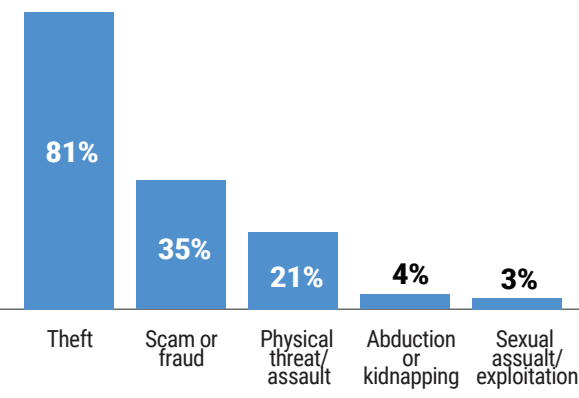
Main needs now and to continue the journey

(More than one option could be selected)



Main protection incidents in the route before arrival to Honduras

(105 people who suffered protection incidents)



Source: Mixed movement monitoring UNHCR-WFP, Honduras, 2024.



Mixed Movements Guatemala

1,573

Individuals were interviewed by UNHCR between April and June 2024.

Interviews were conducted in several departments and border points including Petén, Chiquimula, Izabal, San Marcos, Huehuetenango as well as the capital Guatemala City.

61% Men

39% Women

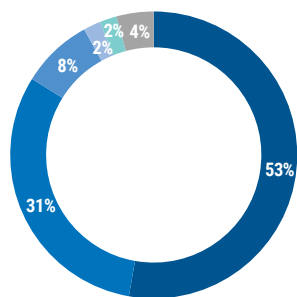
30 Average age

91%

Reported to have experienced protection incidents in the route.

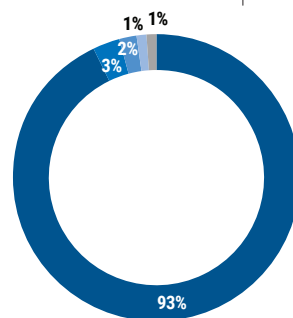
57%

Reported leaving their country of origin due to generalized violence and/or because they were victims of violence.



Countries of origin

- Venezuela
- Honduras
- Colombia
- Ecuador
- Nicaragua
- Other



Countries of intended destination

- United States
- Mexico
- Guatemala
- Canada
- Other

Food security

52%

of people had food security issues in the last month.

39% have regularly skipped meals and 13% spent whole days without eating.

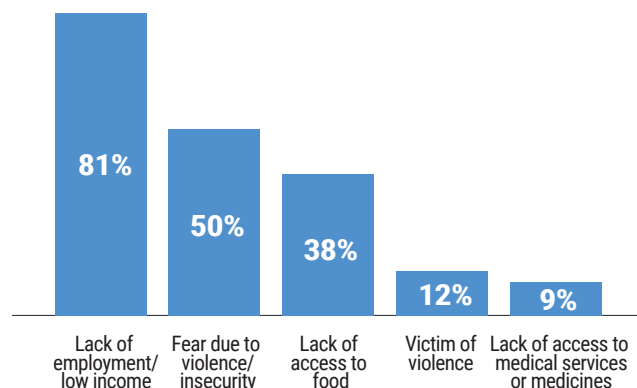
40%

Have an insufficient food consumption.

39% consumed one meal only and 1% none the day before the interview.

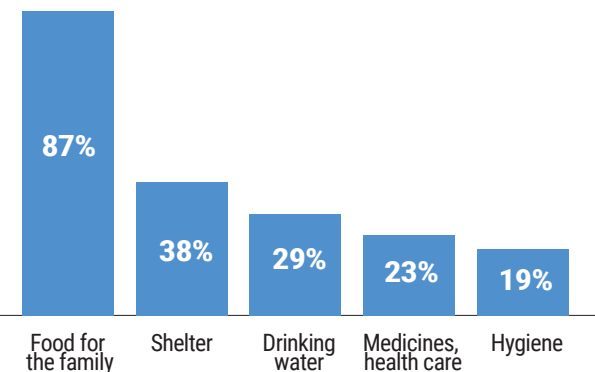
Main reasons to leave the country of origin

(More than one option could be selected)



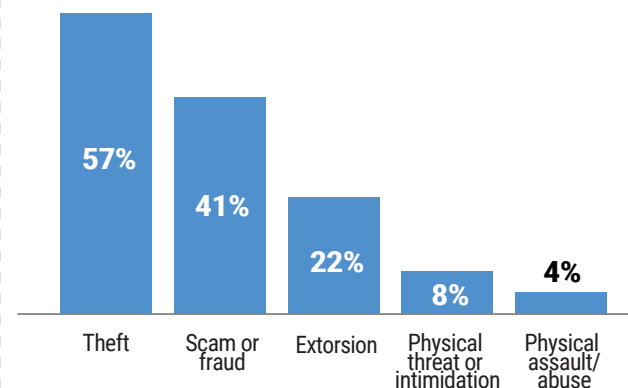
Main needs now and to continue the journey

(More than one option could be selected)



Main protection incidents during the route

(More than one option could be selected)





Mixed Movements Guatemala



1,150

Individuals were interviewed by DTM Guatemala between April and June 2024.



65%

Men



35%

Women



31

Average age



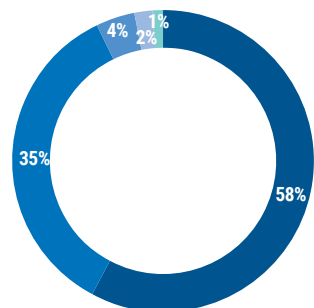
11%

of women were pregnant or breastfeeding.



48%

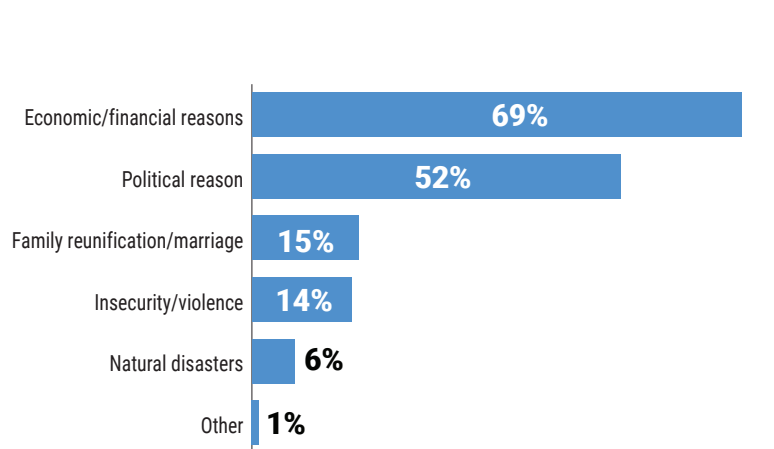
of people interviewed reported having completed secondary education.



Countries of origin

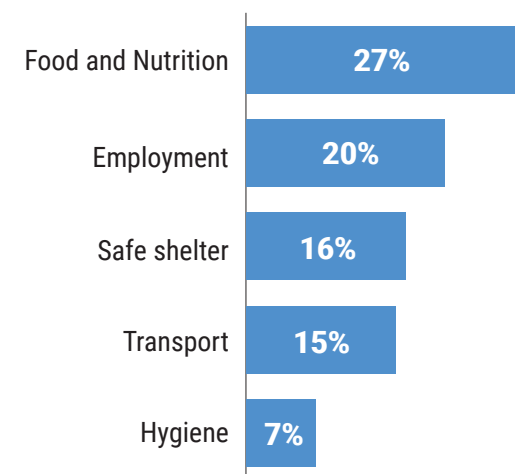
- Venezuela
- Honduras
- Colombia
- Ecuador
- El Salvador

Main reasons to leave the country of origin



Source: Guatemala - Flow Monitoring Report 11 (1-30 April 2024)

Main needs now and to continue the journey



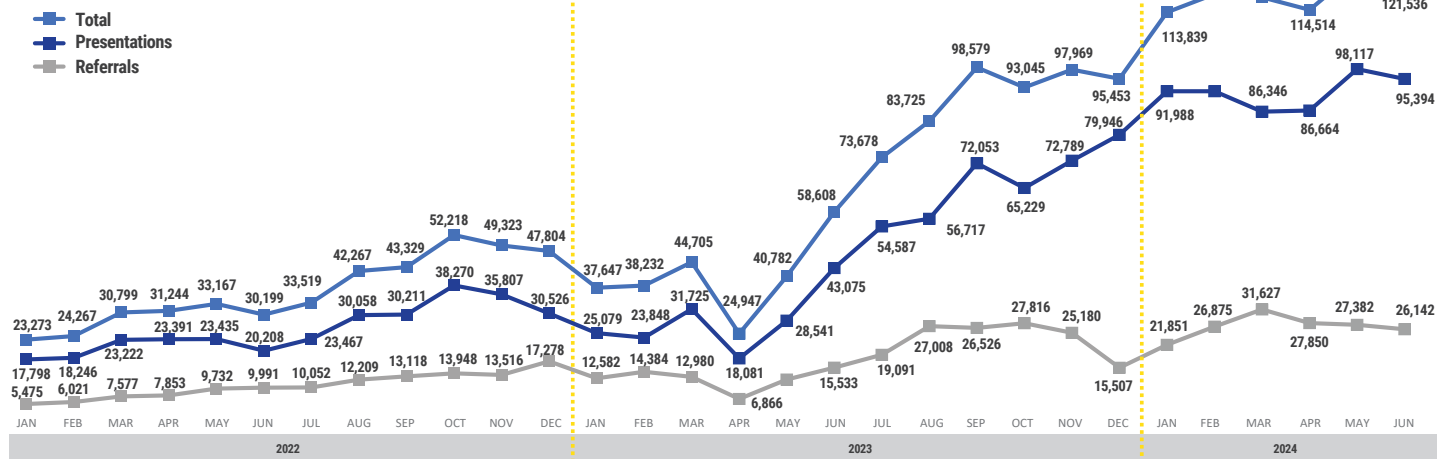
Note: The interviewees had the possibility of selecting several options, so the percentages will not add up to 100%.



Mixed Movements

Refugees and Migrants presence in Mexico (presentations and referrals)

Refugees and migrants presented and referred to Mexican Immigration authorities 2022-2024 (Jan-Jun)

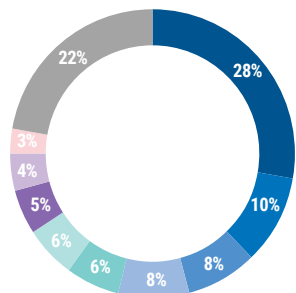


194%
Increase of presentations and referrals of refugees and migrants from January to June 2024 in Mexico

compared with the total events of refugees and migrants with irregular situation in the same period in 2023.

125,499
May is the month with the highest number of irregular immigrant events in record

Refugees and migrants presented and referred to Mexican Immigration Authorities by country of origin and demographic group, January – March 2024

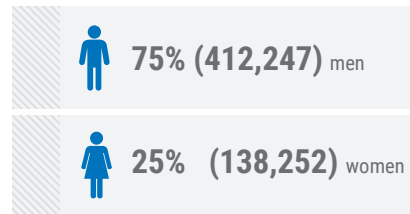


Main nationalities

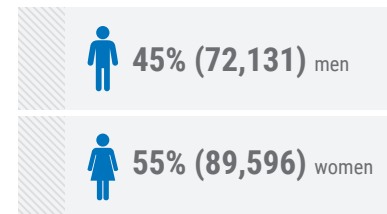
- Venezuelan
- Ecuadorian
- Honduran
- Guatemalan
- Colombian
- Salvadoran
- Nicaraguan
- Haitian
- Cuban
- Other

Totals by demographic groups (Jan - Jun 2024):

Presentations



Referrals



28% VENEZUELA
10% ECUADOR
8% HONDURAS
8% GUATEMALA
6% COLOMBIA

Main countries of origin from January to March 2024



Asylum trends in Mexico

43,699

Individuals applied for asylum in Mexico in the first half of 2024, a decrease of 43% compared to the same period in 2023 (COMAR, 2024).



40% HONDURAS
20% CUBA
8% HAITI
8% EL SALVADOR
5% GUATEMALA
19% OTHER

Top countries of origin in 2024 (COMAR, 2024).



15 k

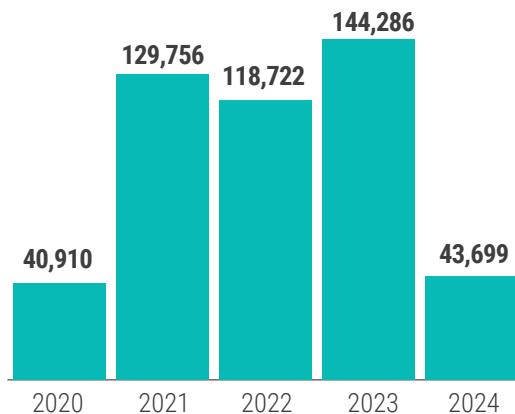
Asylum-seekers registered by UNHCR in Mexico from January to June 2024.



95%

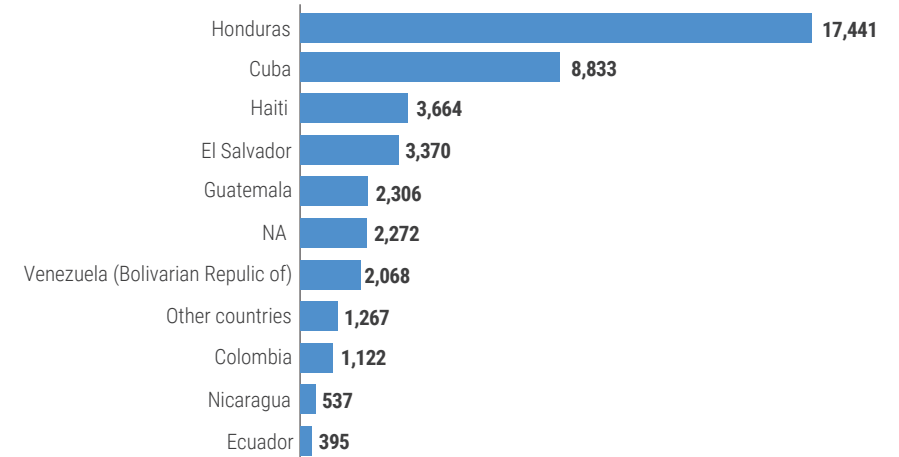
of asylum-seekers interviewed by UNHCR in Mexico from January to June 2024, have specific protection needs.

Asylum Applications in Mexico 2020-2024 (Jan - May) (all nationalities)



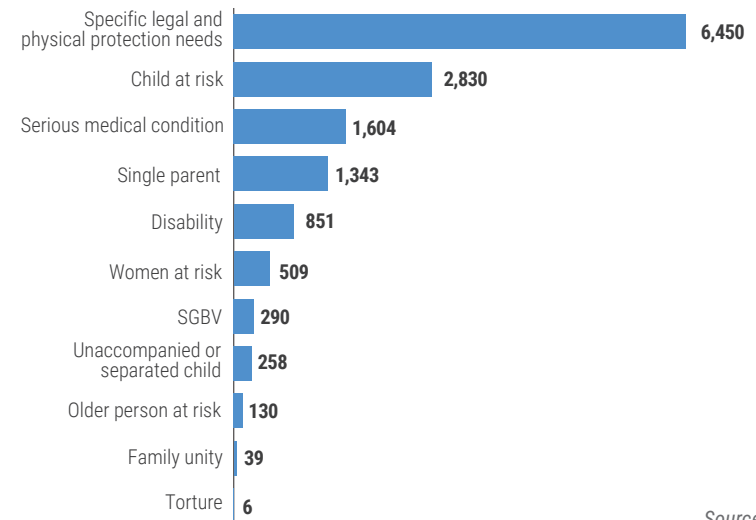
Source: COMAR, 2024

Top 10 Asylum applications in Mexico by country of origin in 2024



Source: COMAR, 2024

Mexico: Asylum-seekers with protection needs registered by UNHCR in 2024



Source: UNHCR, 2024



Mixed Movements Mexico

1,343

Individuals were interviewed by UNHCR between April and June 2024

Interviews took place in 18 cities across Mexico.

50% Men

50% Women

34 Average age

74%

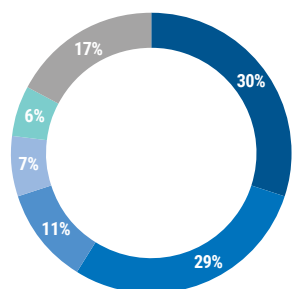
Reported leaving their country of origin due to generalized violence and/or because they were victims of violence.

62%

Reported to have experienced protection incidents on the route.

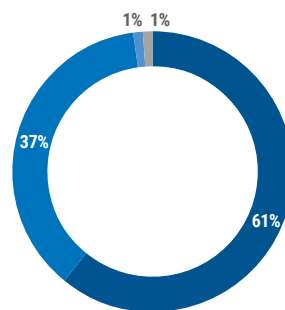
56%

Reported one of their main needs was food for their family.



Countries of origin

- Venezuela
- Honduras
- Haiti
- Cuba
- El Salvador
- Other



Countries of intended destination

- United States
- Mexico
- Canada
- Other

Food security

48%

of people had food security issues in the last month.

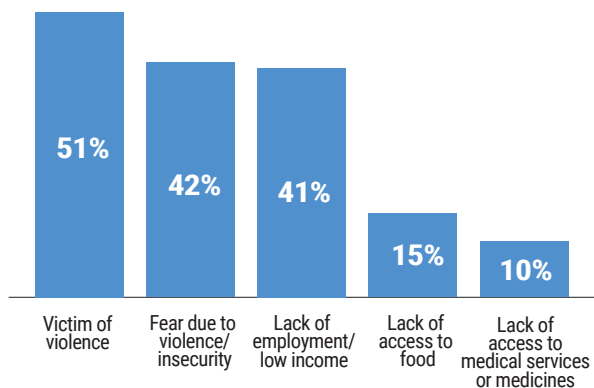
36% have regularly skipped meals or 12% spent whole days without eating.

31%

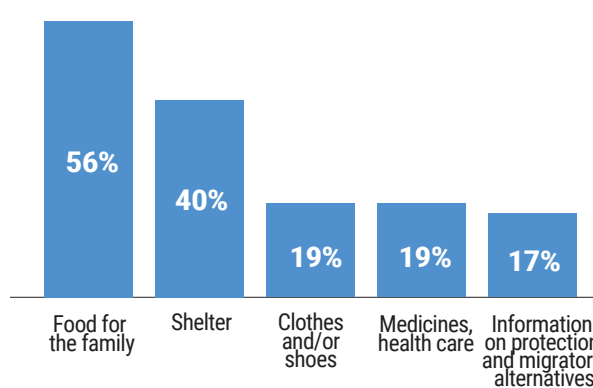
Have an insufficient food consumption.

27% consumed one meal only and 4% none the day before the interview.

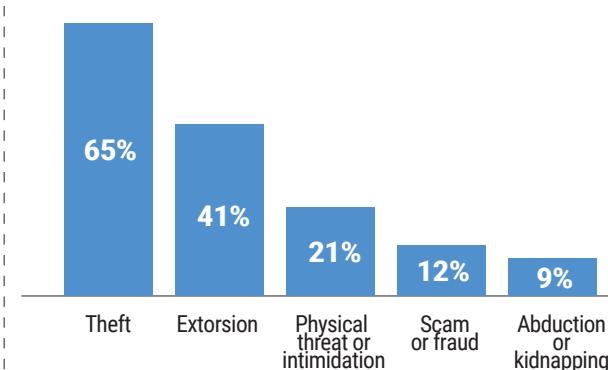
Main reasons to leave the country of origin (More than one option could be selected)



Main needs now and to continue the journey (More than one option could be selected)



Main protection incidents in the route before arrival to Mexico (579 people who suffered protection incidents)





Mixed Movements Mexico South Border



295 Individuals were interviewed by IOM in Tapachula between April and June 2024.



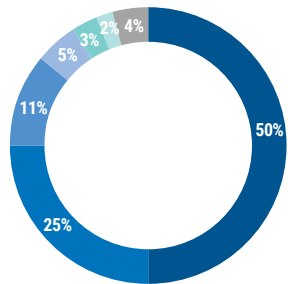
50% Men



50% Women

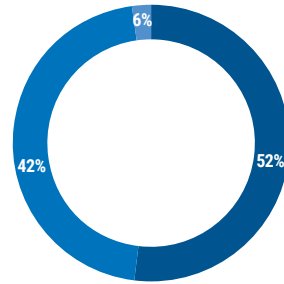


49% Were between 26 and 35 years old



Countries of origin

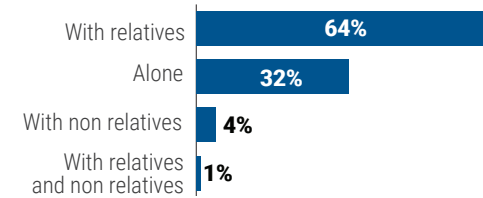
- Honduras
- Venezuela
- Cuba
- El Salvador
- Colombia
- Guatemala
- Ecuador



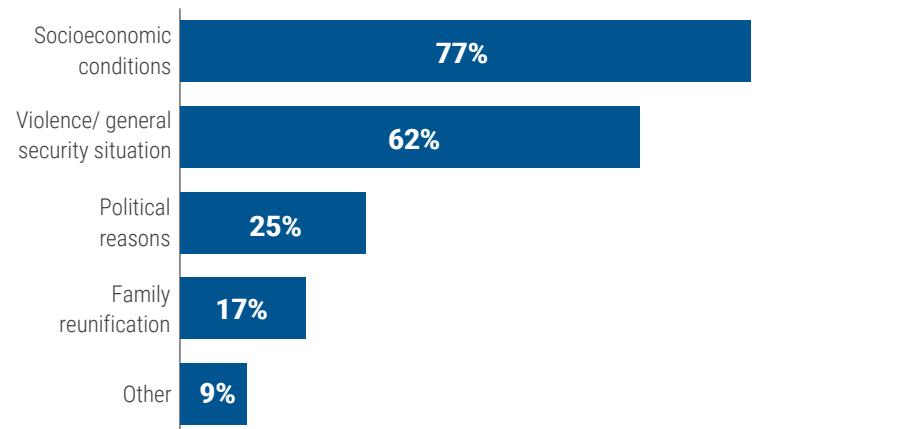
Countries of intended destination

- United States
- Mexico
- Does not know

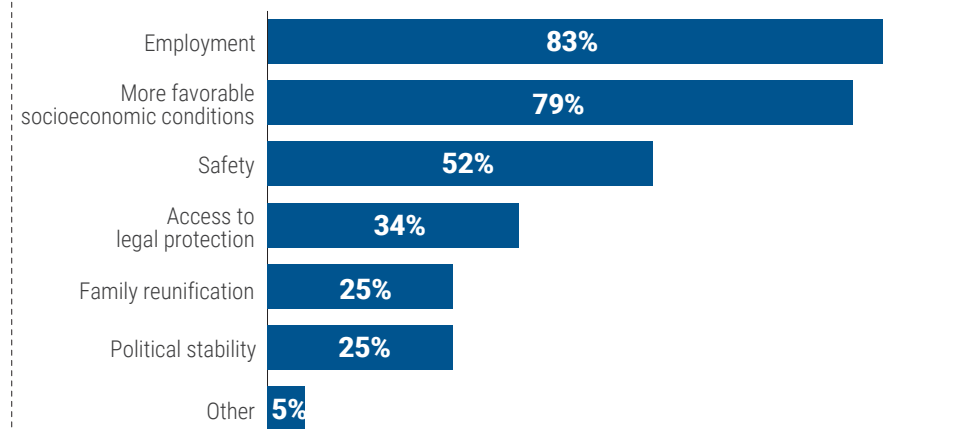
Travel group of interviewed individuals



Main reasons to leave the country of origin (More than one option could be selected)



Main reasons to choose country of destination (More than one option could be selected)





Mixed Movements Mexico North Border



564

Individuals were interviewed by IOM in Ciudad Juarez and Tijuana between April and June 2024.



57% Men

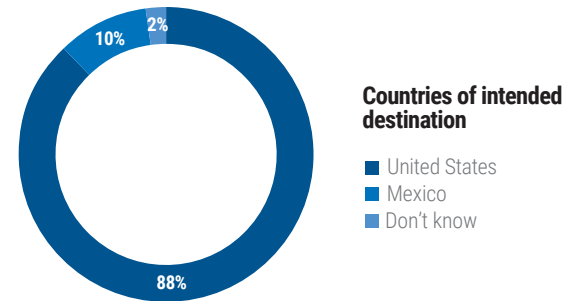
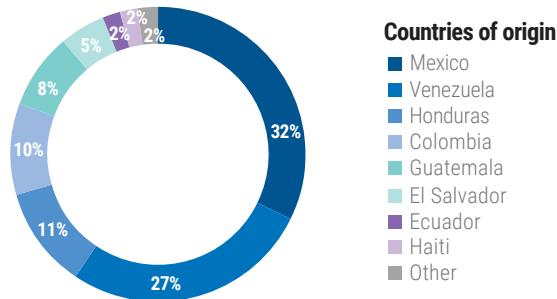


43% Women

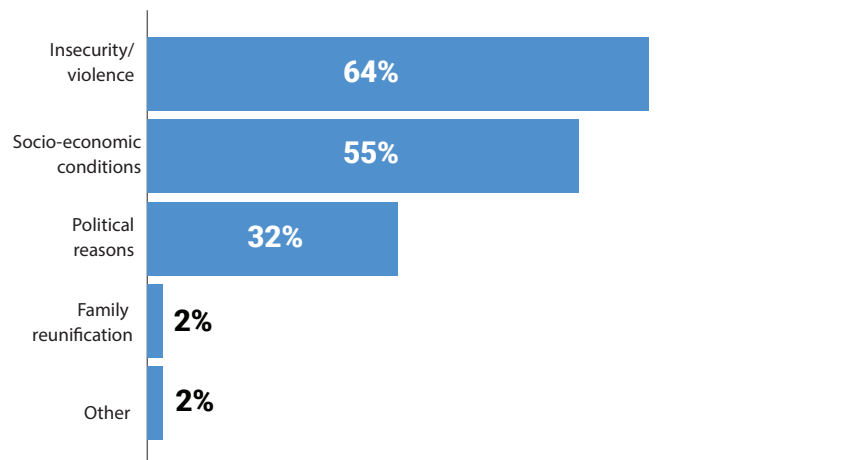


32

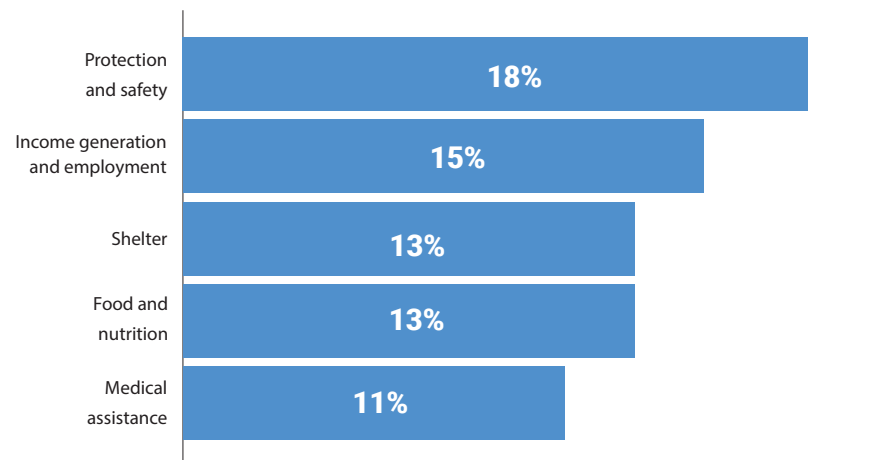
Was the average age



Main reasons to leave the country of origin (More than one option could be selected)



Main needs (More than one option could be selected)



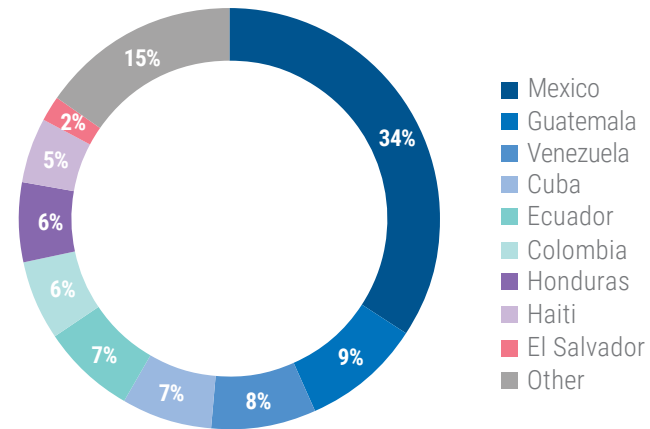


Land Border Encounters in Southwest in United States

1,036,341
Encounters at the Southwestern United States border from January to June 2024
Encounters in Q2 2024 (480,875)

34% MEXICAN
9% GUATEMALAN
8% VENEZUELAN
7% CUBAN
7% ECUADORIAN
Main nationalities from January to June 2024.

Main country of origin in United States Southwest land border encounters in 2024 (Jan - Jun)

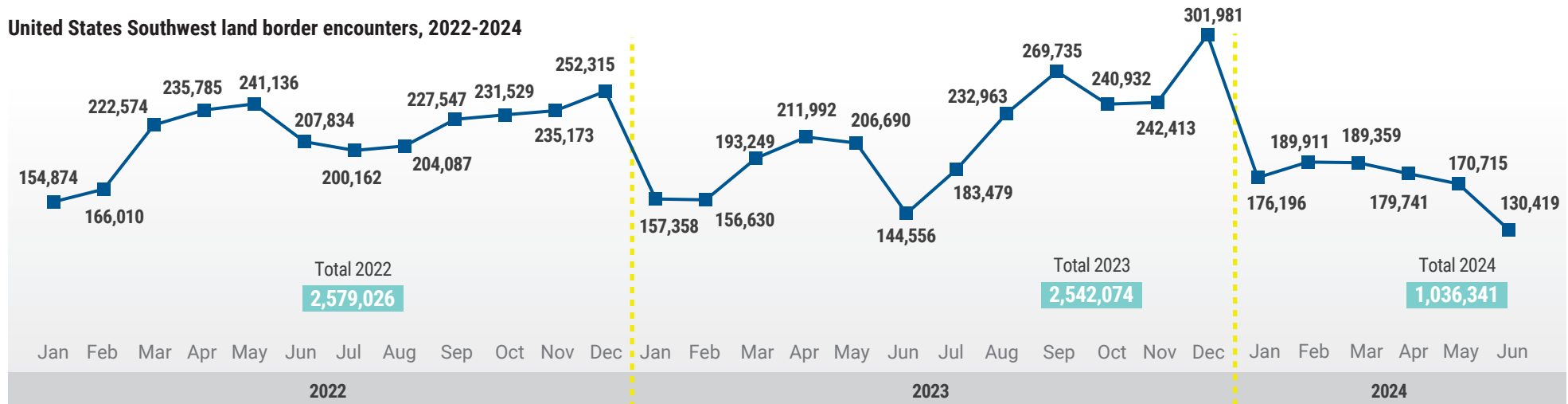


60%
Were adults travelling alone and 35% moving in family units.
from January to June 2024

5%
Were unaccompanied children and adolescents.
from January to June 2024

3%
Decrease in the encounters from the first semester of 2023 compared to the same period in 2024.

United States Southwest land border encounters, 2022-2024



Source: United States (U.S.) [Customs and Border Protection](#) (U.S.) Department of Homeland Security.



Returns to Northern Central American countries (El Salvador, Honduras and Guatemala)

79,847

Guatemalans, Hondurans and Salvadorians were returned from the United States, Mexico and other countries

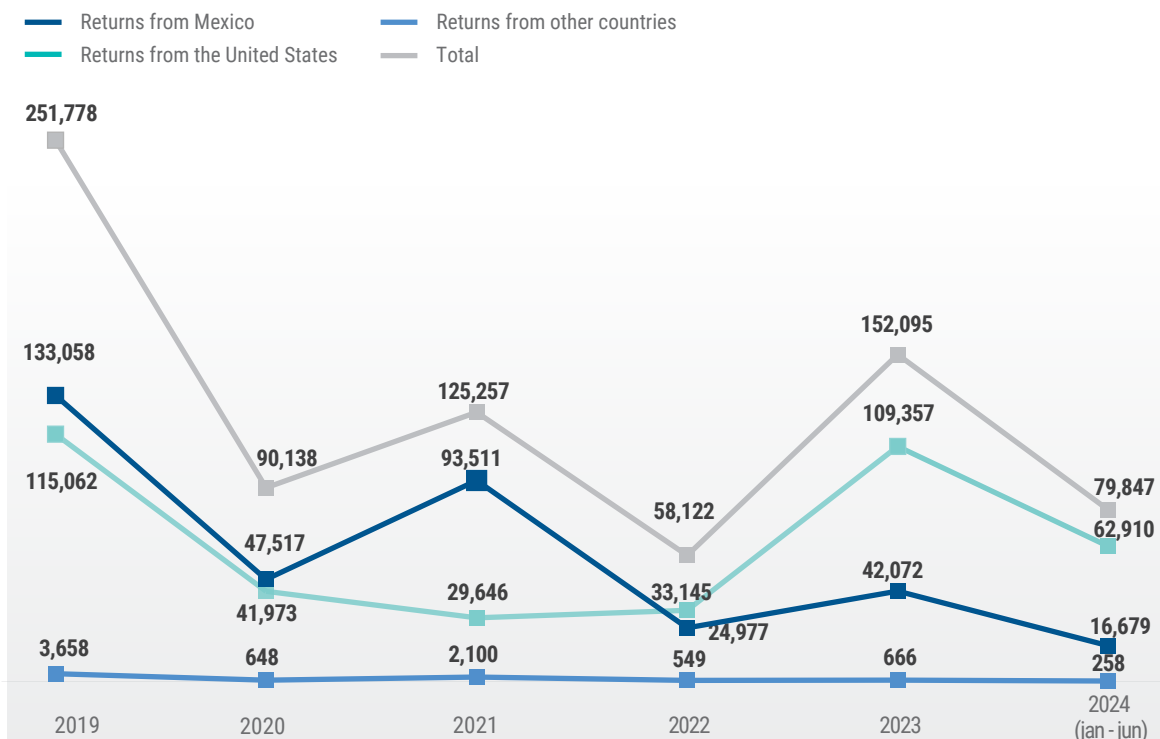
from January to June 2024.

13.5%

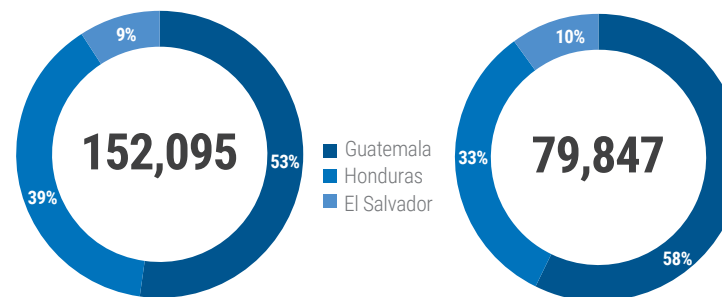
Increase in total returns from January to June 2024

in comparison to the same period in 2023.

Returns from Mexico, United States and other countries, 2019-2024 (January - March)



Returns by destination country 2023 (jan-dec) vs 2024 (jan-jun)



	Returns disaggregation 2023 (January - December)	Returns disaggregation 2024 (January - June)
	58% (88,958) Men	65% (52,079) Men
	22% (33,109) Women	22% (17,490) Women
	20% (30,028) Children and adolescents	13% (10,278) Children and adolescents

Source: IOM, [Unidad de información para los países del norte de Centroamérica Dashboard](#), 2024.